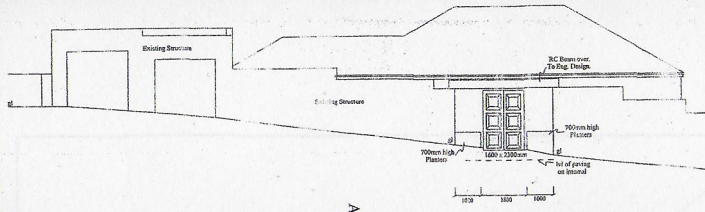

Street Elevation
Scale 1:100

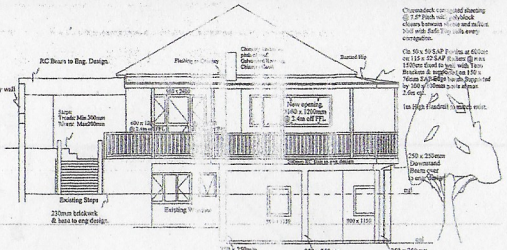

East Elevation
Scale 1:100

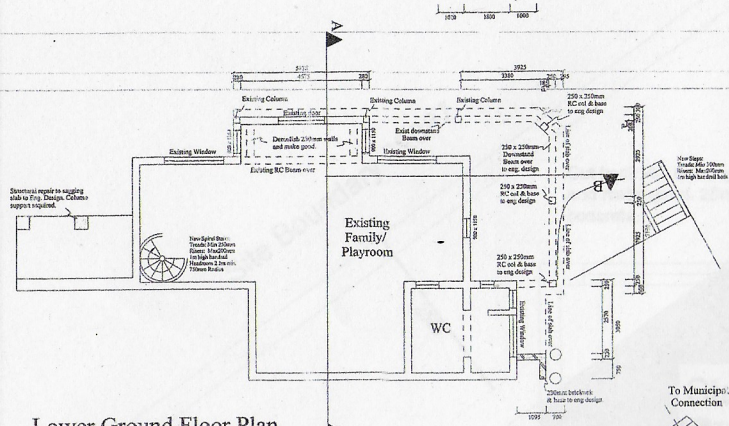

Lower Ground Floor Plan
Scale 1:100

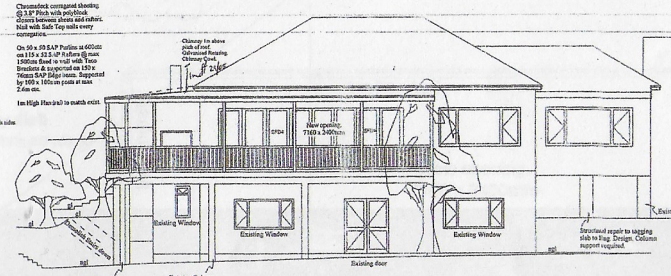

North Elevation
Scale 1:100

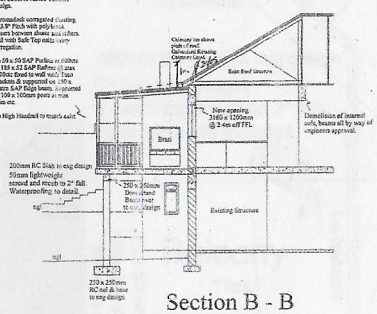

Section B - B
Scale 1:100

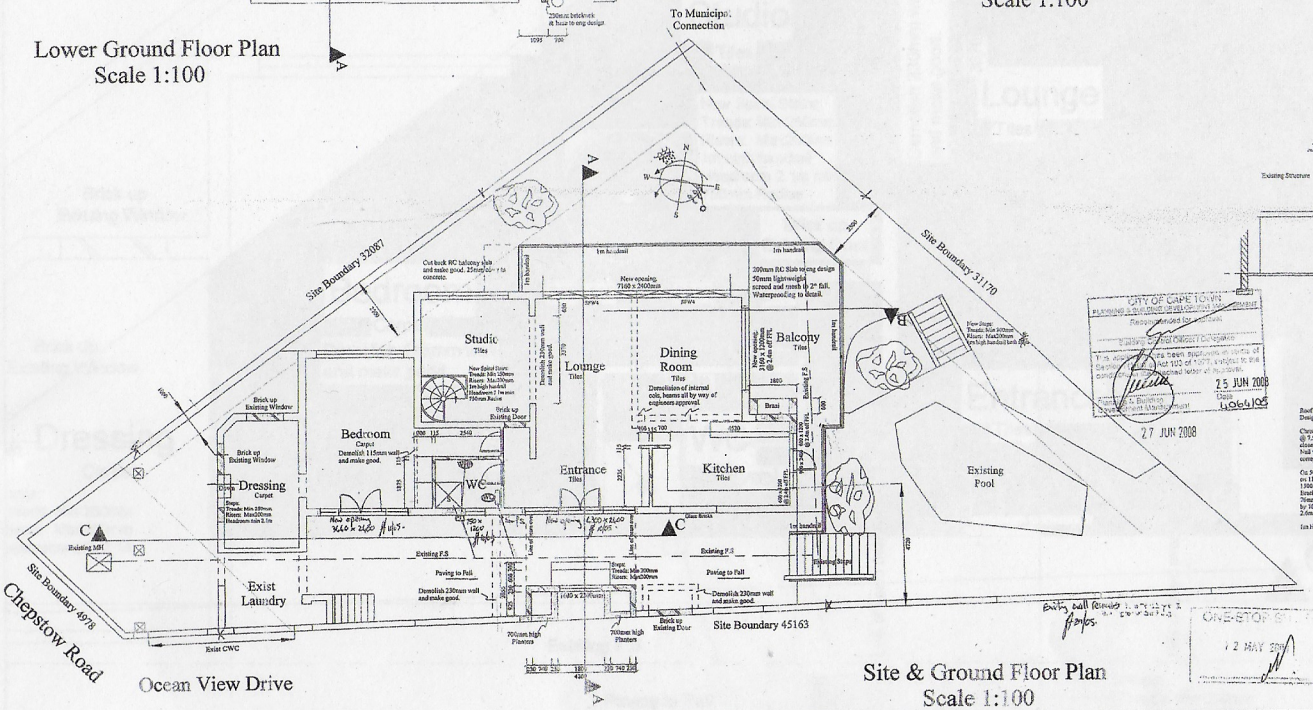

Site & Ground Floor Plan
Scale 1:100

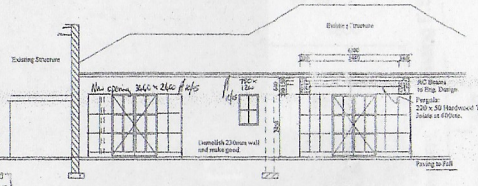

Section C - C
Scale 1:100

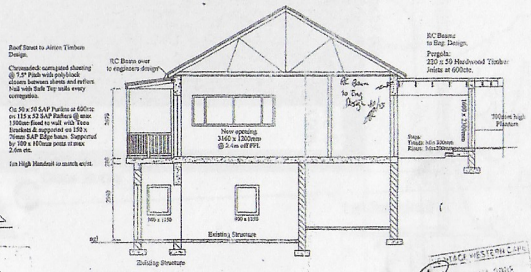

Section A - A
Scale 1:100

GENERAL NOTES

- All Contractor & Sub-contractors to check all dimensions and pitches on site before commencement of work.
- All electrical work to be executed in accordance with the requirements of the local supply authority.
- All plumbing and drainage work to be executed in accordance with the requirements of the local authority and the provisions of SABS Regs.
- All glazing to comply with the provisions of SABS Regs.
- This plan is to be read in conjunction with the details of the structural engineer and the roof design and details of the roof truss.
- All wall plates and roof members to be tied with 30 x 2mm GMS hoop iron ties at max. 900 cts to main roof members into masonry.
- Gable end walls to be constructed in sections 1 with galvanized hoop iron straps 1,2mm thick and 30mm wide at 600 cts. extended 600mm in wall, bent over and fixed to rafters.
- All timber to be creosote treated where built into masonry.
- Over all openings less 2m provide lintels and 4 layers brickforce in the 1st and subsequent mortar.
- All floor underlays to be 250 micron PVC.
- DPC at floor, sill and window head to be 300micron UPVC with weepholes max. 1m cts.
- All reveals on external walls to have 300 micron PVC D.P.C's.
- Only butterfly G.M.S wall ties to be used and spaced 600c/c every 4th course.
- Owner to consult with contractor re the position of all electrical points and plug prior to the commencement of any site works.
- Scope of works including electrical, plumbing, type and specification of finishes, external works, paving, the hardwood and completion dates, landscaping, etc. is to be finalised by the owner and contractor prior to starting any site works.

Note: All openings of 3m or wider to have RC Beam over to Eng Design. [illegible]

CITY OF CAPE TOWN
PLANNING & ECONOMIC DEVELOPMENT DEPARTMENT
Recommended for approval
Delegated Authority
This decision has been made in terms of Section 15(2) of 1977 subject to the conditions contained below or attached.
Date: 25 JUN 2008
Building Control Officer
Date: 27 JUN 2008

CONTROL BY: 12 MAY 2008

WESTERN CAPE 15 MAY 2008

ENVIRONMENTAL MANAGEMENT HERITAGE RESOURCES
2008-07-12
Signed:

Title:	PROPOSED ALTERATIONS & EXTENTIONS TO EXISTING DWELLING FOR	Revisions:	Designer: Keith & Justin Honeyman, 67 Edison Drive, Meadowridge, 7806, Office 7133[illegible], Cell 0737856364/0826625024, E-mail beehive@wol.co.za
Property Details:	MRS A. BOHM - ERF 265 - 2 OCEAN VIEW DRIVE, GREENPOINT	General Working Drawing: 03/04/2008 Council Submission: 29/04/2008	Job No. 2052 / 08
	Owner 07/05/08	Note: Not Issued for construction	Drwg No. 2052 / 1001 / Rev2